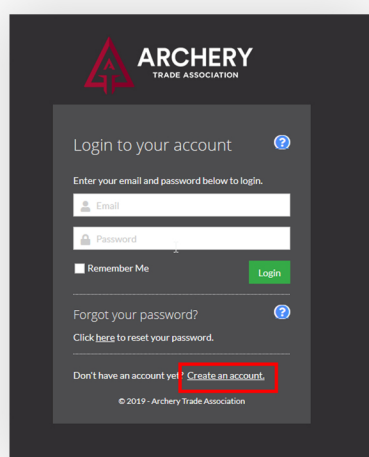


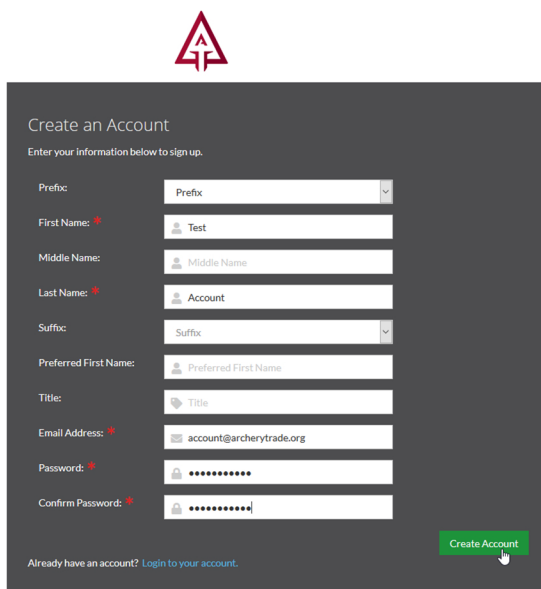
HOW TO APPLY FOR AN ATA MEMBERSHIP

1 Thank you for your interest in the Archery Trade Association. To apply for membership go to <https://archerytrade.org/membership/join-us/>. Find the membership category that best fits your business and click "Become an...member."

2 Click Create account (or login if you already have an account).



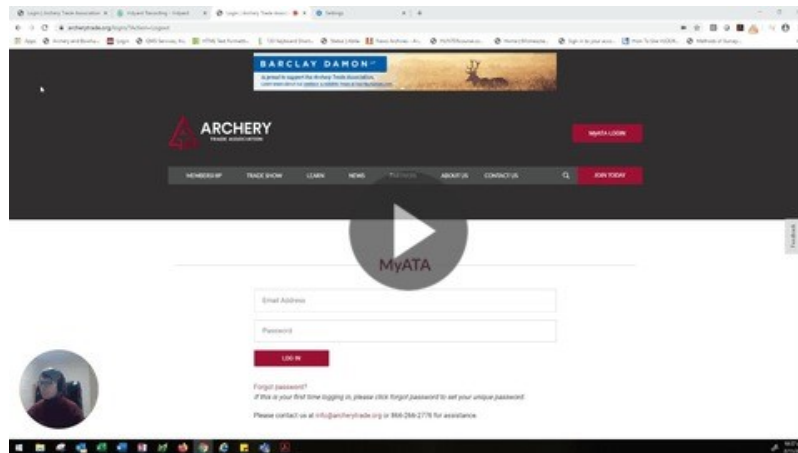
3 Complete the fields with your name, email address and password and click create account.



HOW TO APPLY (CONT)



- 4** Follow the application wizard all of the way through and complete all required fields about your organization name, website, address, phone and click continue on each screen. Watch the video below to learn more.



Check out this video: <https://share.vidyard.com/watch/1Aki9MNF9iVnsS54NHq7HK?>

- 5** Success! You will complete the application fields and click “next”.

Verification requirements: You must submit your business license, two invoices from suppliers each over \$1,000 and provide a website or facebook page with photos of your shop. Upload below or email to info@archerytrade.org. Your application will be reviewed and approved by ATA Staff. ATA reserves the right to change your membership category based on the verification documents you provide. Questions? Please contact Wendy Lang, Senior Manager of Membership at 507-233-8134 or wendylang@archerytrade.org.

- 1 Upload Business License: +Upload
- 1 Upload Invoices: +Upload
- 1 Upload Documents: +Upload

< Previous Next >

- 6** You will be asked for credit card information or can click Bill Me if you will be selecting booth space. You will be emailed an invoice for your accounting department. Your application will now be reviewed within 7 business days by ATA staff and your payment confirmed only after approval. Questions? Contact Wendy Lang, Senior Manager of Membership at 866-266-2776 xt 103 or wendylang@archerytrade.org.